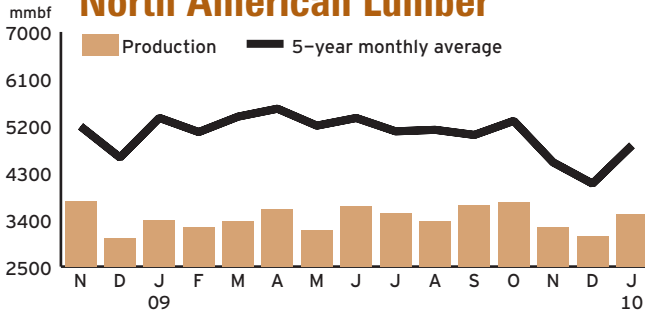


North American Lumber

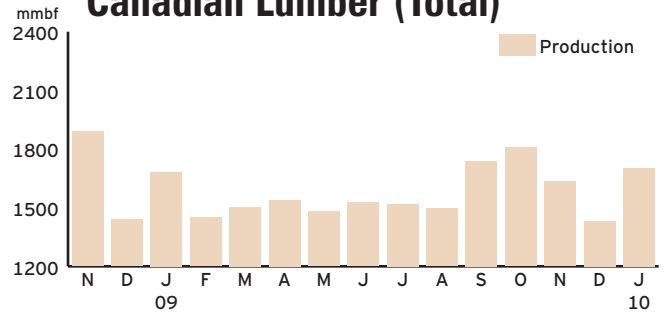


	Jan 2010	Jan 2009	2009 Total	2008 Total
Production	3,515	3,497	42,124	52,828
Shipments	3,529	3,372	43,086	53,101
Inventories	5,414	6,513	-	-

(mmbf)

Source: WWPA

Canadian Lumber (Total)

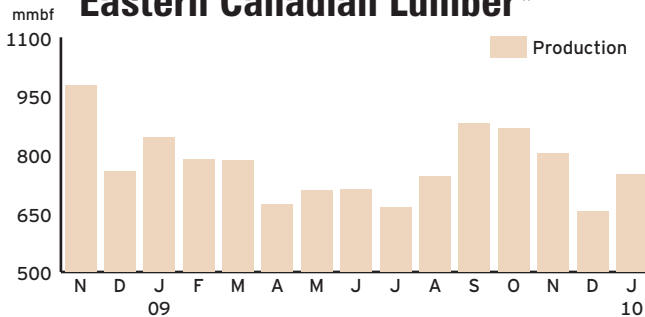


	Jan 2010	Jan 2009	2009 Total	2008 Total
Production	1,702	1,665	18,831	23,791
Shipments	1,744	1,591	19,805	24,448
Inventories	2,401	3,212	-	-

(mmbf)

Source: Statistics Canada

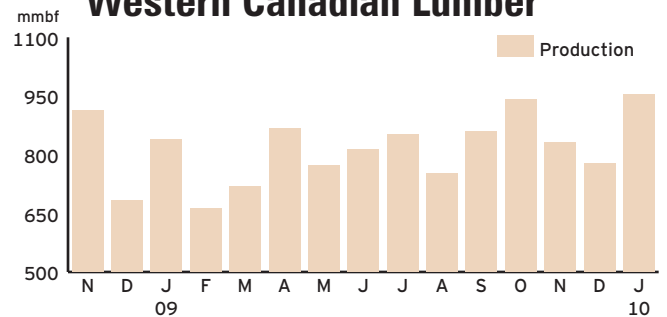
Eastern Canadian Lumber*



	Jan 2010	Jan 2009	2009 Total	2008 Total
Production	749	826	9,095	11,844
Shipments	782	800	9,782	12,365
Inventories	1,404	1,907	-	-

(mmbf) Source: Statistics Canada *Provinces east of British Columbia

Western Canadian Lumber



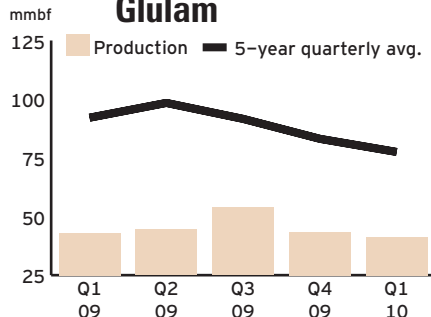
	Jan 2010	Jan 2009	2009 Total	2008 Total
Production	953	839	9,736	11,947
Shipments	962	791	10,023	12,083
Inventories	997	1,305	-	-

(mmbf)

Source: Statistics Canada

North American Engineered Wood Production

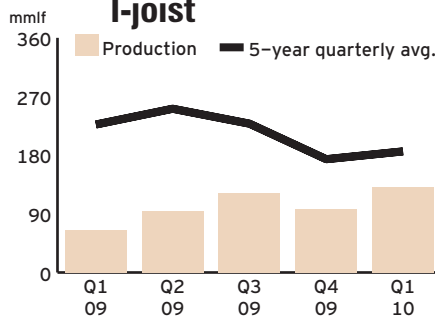
Glulam



Q1 09	Q2 09	Q3 09	Q4 09	Q1 10
43.0	44.4	53.8	43.4	41.3

Source: APA

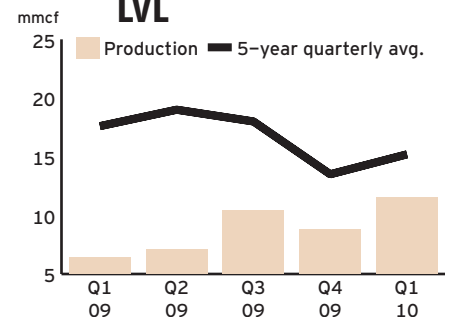
I-joist



Q1 09	Q2 09	Q3 09	Q4 09	Q1 10
65.3	94.2	122.5	98.1	130.5

Source: APA

LVL



Q1 09	Q2 09	Q3 09	Q4 09	Q1 10
6.4	7.1	10.4	8.8	11.5

Source: APA